

**PHYSICAL DIMENSIONS:**

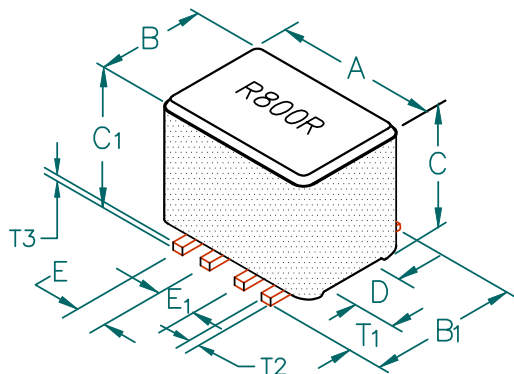
|                |             |               |
|----------------|-------------|---------------|
| A              | 6.99 [.275] | + 0.10 [.004] |
| B              | 5.72 [.225] | + 0.10 [.004] |
| B <sub>1</sub> | 6.73 [.265] | MAX           |
| C              | 4.32 [.170] | + 0.08 [.003] |
| C <sub>1</sub> | 5.00 [.197] | MAX.          |
| D              | 2.41 [.095] | + 0.08 [.003] |
| E              | 0.89 [.035] | + 0.13 [.005] |
| E <sub>1</sub> | 1.91 [.075] | + 0.13 [.005] |

**WIRE:**

|                |             |               |
|----------------|-------------|---------------|
| T <sub>1</sub> | 1.91 [.075] | + 0.25 [.010] |
| T <sub>2</sub> | 0.38 [.015] | TYP.          |
| T <sub>3</sub> | 0.38 [.015] | TYP.          |

# CM2722R800R-10

**UNCONTROLLED DOCUMENT**



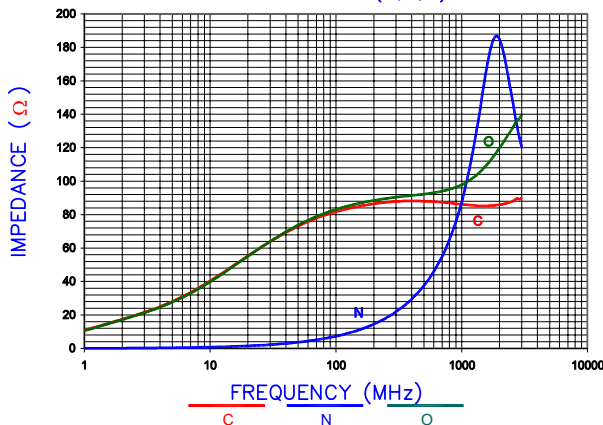
**ELECTRICAL CHARACTERISTICS:**

| Z @ 100MHz<br>( Ω ) | DCR<br>( Ω ) | Rated<br>Current |
|---------------------|--------------|------------------|
| Nominal             | 80           |                  |
| Minimum             | 64           |                  |
| Maximum             | -            | 5,000 mA         |

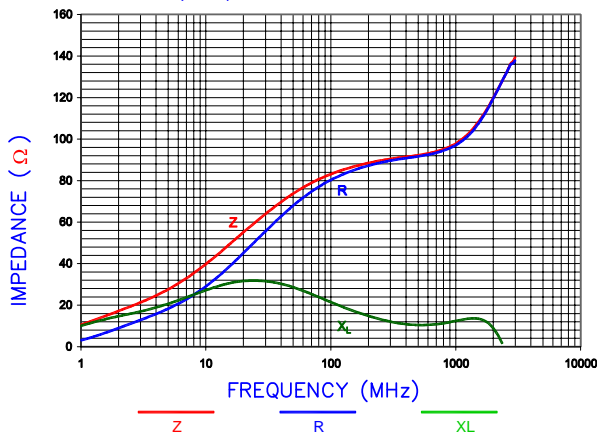
NOTES: UNLESS OTHERWISE SPECIFIED

1. TAPED AND REELED per CURRENT EIA SPECIFICATIONS 13" REELS, 1000 PCS PER REEL.
2. COMPONENTS SHOULD BE ADEQUATELY PREHEATED BEFORE SOLDERING.
3. REF. CARRIER TAPE SPECIFICATION # CART2722-0P.

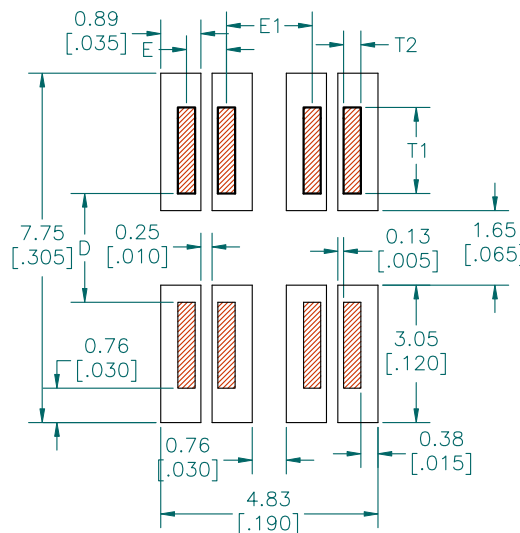
Z vs. FREQUENCY (C,0,N)



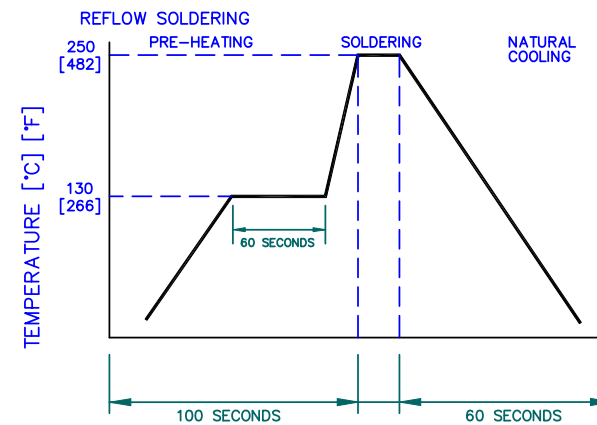
Z, R, XL vs. FREQUENCY



**LAND PATTERNS FOR REFLOW SOLDERING**



**RECOMMENDED SOLDERING CONDITIONS**



DIMENSIONS ARE IN mm (INCHES).

THIS DOCUMENT CONTAINS INFORMATION WHICH IS PROPRIETARY AND CONFIDENTIAL TO STEWARD. NO PRODUCTION OR PUBLICATION OF THIS DOCUMENT IN WHOLE OR IN PART SHALL BE MADE WITHOUT WRITTEN AUTHORIZATION FROM STEWARD.

**Steward**

|   |                          |                               |                         |
|---|--------------------------|-------------------------------|-------------------------|
| PROJECT/PART NUMBER:<br><b>CM2722R800R-10</b> | REV<br><b>A</b>          | PART TYPE:<br><b>ASSEMBLY</b> | DRAWN BY:<br><b>JRK</b> |
| DATE:<br><b>10/06/03</b>                      | SCALE:<br><b>NTS</b>     | SHEET:<br><b>2 of 3</b>       |                         |
| CAD #<br><b>CM2722R800R-10-A</b>              | TOOL #<br><b>H0275-0</b> |                               |                         |